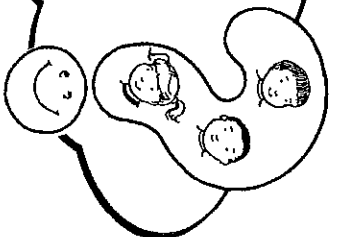



On Track To KINDERGARTEN

Question of the Week:
What color is your hair?



January - Week 3


Using a deck of cards, put all the cards of the same suit together.



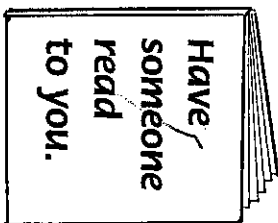
Play CLAP THE PATTERN.

Clap 4 times and have your child clap back 4 times. Repeat with different numbers of claps.

Another time clap loud and soft claps and have your child repeat them.

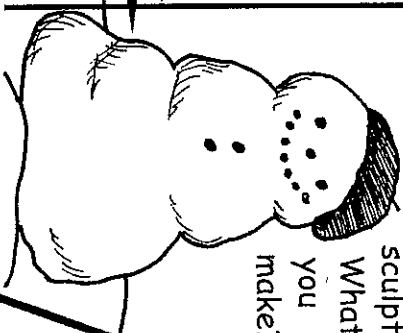


Have someone read to you.



♪♪ Sing I'M LITTLE SNOWMAN. ♪♪

Have you ever made a snow sculpture? What did you make?



BONUS GAME


DRESS YOUR SNOW PAL

Child's Name _____

Parent's Name _____

B **u** **t** **t** **l** **i** **n** **g** **B** **l** **o** **c** **k** **s**

www.bblocksonline.com



Dress Your Snow Pal

Dress Your Snow Pal with things around your house. For example, put large buttons and beads, tiny twigs, coffee stir sticks, bingo/poker chips, bottle caps, shoe laces, fabric scraps, yarn, and small pieces of posterboard or colored paper in a pie pan. Dress Your Snow Pal over and over again in different outfits.

I'M A LITTLE SNOWMAN

(tune: I'm a Little Teapot)

I'm a little snowman
Short and fat.

Here is my
broomstick.
Here is my hat.

When the
sun comes out
I melt away.

Down

Down

Down.

Down. Oops I'm a puddle.

